

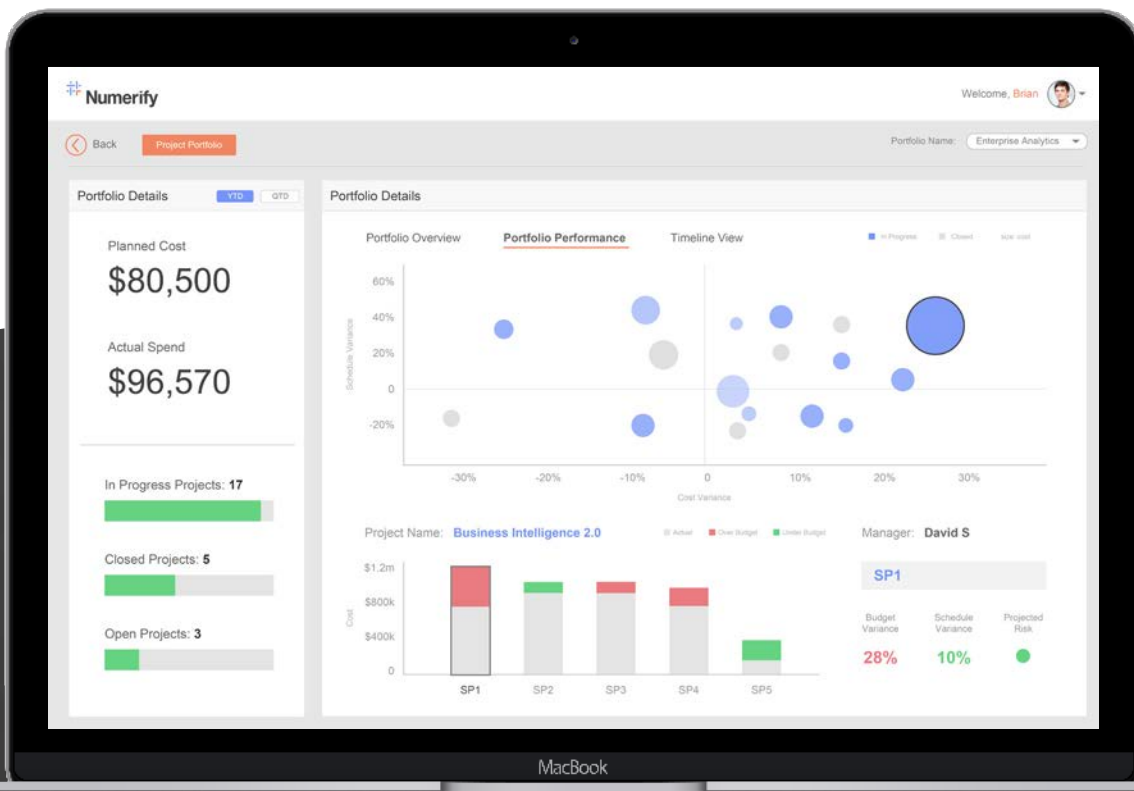


Numerify

Accelerate Projects
and Drive Innovation

Project and Portfolio Analytics

In today's sophisticated IT enterprise, the project management office (PMO) must ensure all stakeholders have full visibility of their project portfolio. Yet with data distributed across project management, development, and financial systems, PMO leaders can find it challenging to provide a complete view of project timelines, resources, and budgets. Numerify's cloud-based application offers a robust system of intelligence to oversee project portfolio performance, ensure IT resources are delivering maximum value to the business, and effectively report back to key stakeholders.





Don't Settle for Static Reports!

Operational applications often include reports that address the here-and-now questions such as “how many incidents are currently open?” But you need to know the “why” behind the “what” to conduct more meaningful analyses. These answers often require deep analytics such as machine learning algorithms or cross-source correlations from systems like project management, software development, and finance.

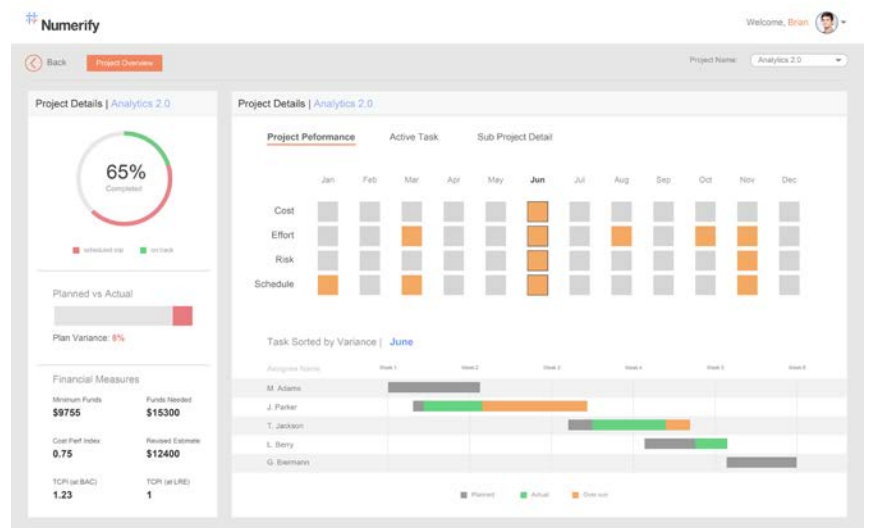
Only a sophisticated analytical platform powered by a data warehouse and in-memory data stores can deliver such capabilities. With Numerify's advanced analytical applications, IT managers gain the ability to answer new questions as they arise.

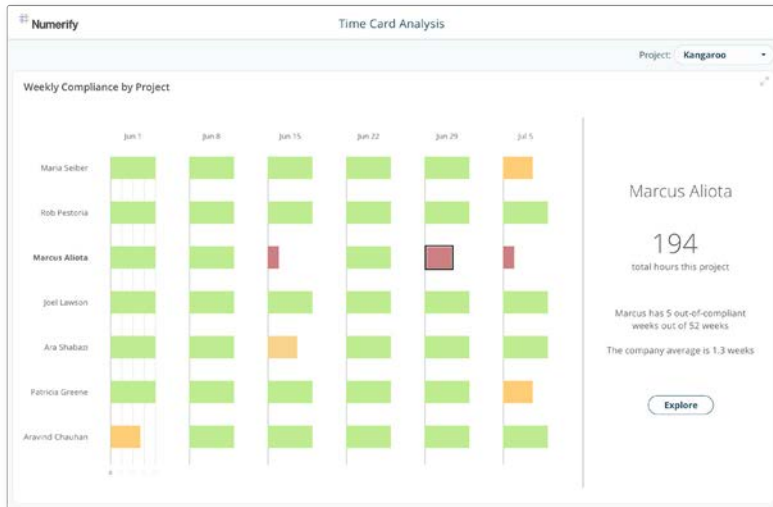
Project and Portfolio Analytics from Numerify

Numerify's Project and Portfolio Analytics application provides full visibility into project activities, resources, and lifecycles. In-depth analyses offer insight into the root cause of project delays including cost overruns, resource imbalances, low performance, and other delivery bottlenecks. With a unified view of project management and development data, project managers are better equipped to manage project commitments and optimize resource allocation.

Project Performance

With Numerify, you can audit low-performing projects and drill into the root cause of delays such as asset delivery or system integrations. Conduct comparative analyses across projects to pinpoint issues and take corrective measures. Variance analyses help you compare actual versus planned metrics and identify the projects most likely to experience delays or failure.





Resource and Task Analyses

Numerify enables IT organizations to quickly analyze time cards and track how employees spend their time, as well as understand the ratio of maintenance to innovation. Work directly with up-to-date data extracted from your time card system for an accurate view of time allocations and project budget drawdowns. Ensure accurate project capitalization as well as time card compliance across in-house and outsourced resources.

Project Financials

Obtain a complete view of project financials by combining data from your project management, time card, and financial systems. Our robust set of project financial metrics covers burn rates, earned value management, cost performance index (CPI), and schedule performance index (SPI). We build these and other best-practice metrics such as EAC (estimate at completion) and BAC (budget at completion) using guidelines published by the Project Management Institute (PMI).



Unique Capabilities Enable Deep Insights

Best-in-class IT business models

Metrics and models built on industry standards such as ITIL, PMI, and DevOps methodology

Full-spectrum analytics

Access pre-built dashboards, self-service visual analytics, and predictive analytics

Comprehensive data coverage

Integrate service, asset, project, financial, and HR systems as well as APM and machine log data

Personalized playbook

Customizable and extensible to reflect your organization, your processes, and your priorities



The Benefits of a Powerful Platform



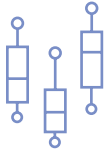
Cloud-based Data Warehouse

Fast time to value with a cloud-based data store, optimized for real-time queries without impacting operational tool performance.



Incorporate External Data

Load additional data from HR, Financials, and Call Center to get a 360° view of your IT operations and business.



Advanced Analytics

A true data warehouse stores historical data for time-series analysis combined with statistical functions and text analytics.



Secure Storage

Our data store is managed with SOC II compliant operations to ensure security. Role-based access limits who can view reports.

GET STARTED TODAY

For more information, visit www.numerify.com, subscribe to Numerify's newsletter, or visit our Resources Page.

Contact Numerify Sales at sales@numerify.com or call us at **(408) 822-9611**

ABOUT NUMERIFY

Numerify provides IT leaders with a unified system of intelligence for end-to-end visibility into their Plan-Build-Run activities. Data-driven leaders leverage Numerify to drive value across their people, processes, and projects.