

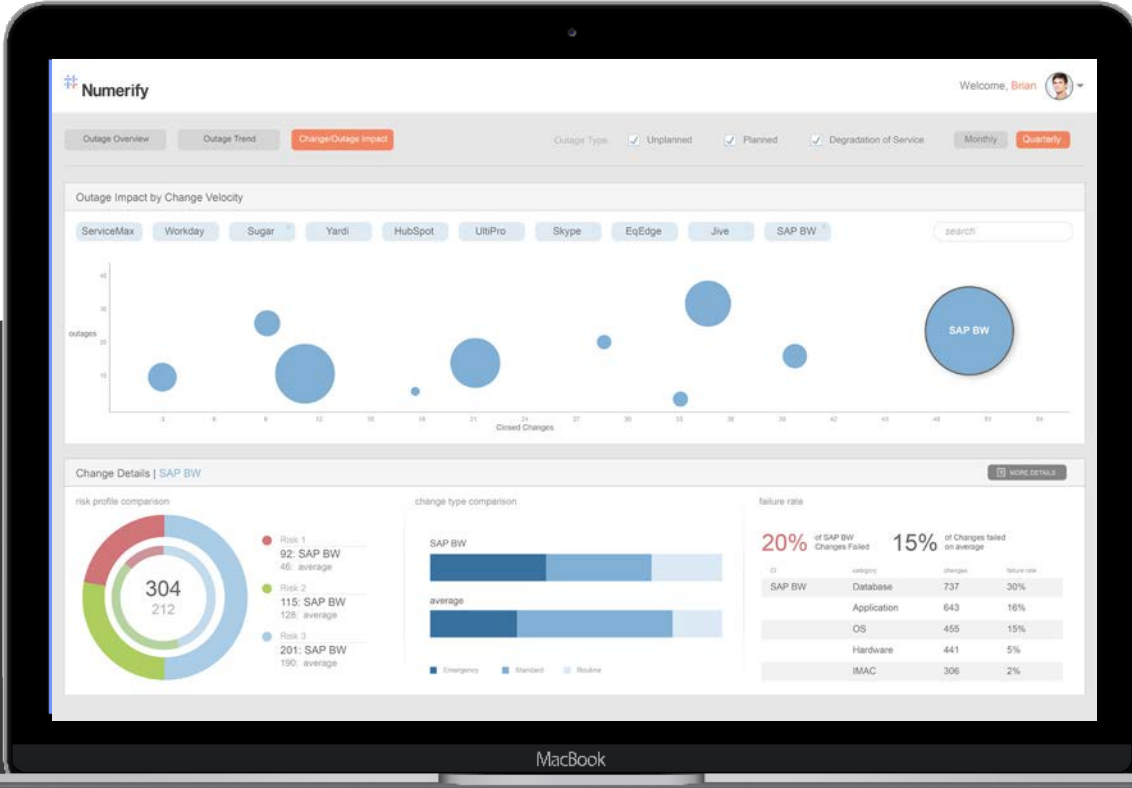


Numerify

Improve Service Delivery and Quality

IT Service Analytics

Modern IT is a complex enterprise that spans processes, people, and resources. IT teams rely on IT service management and related applications to automate and streamline operations, which in turn generate a rich set of data. This data remains trapped in fragmented systems of record, but contains information critical to delivering a world-class service experience. Numerify's cloud-based analytical application unshackles this data and delivers a comprehensive system of intelligence for IT service and operations organizations.





Don't Settle for Static Reports!

Operational applications often include reports that address the here-and-now questions such as “how many incidents are currently open?” But you need to know the “why” behind the “what” to conduct more meaningful analyses. These answers often require deep analytics such as machine learning algorithms or cross-source correlations from systems like project management, software development, and finance.

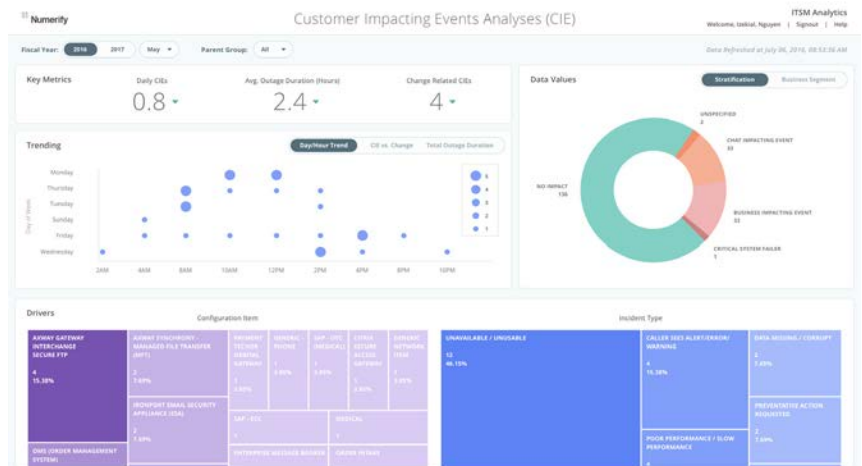
Only a sophisticated analytical platform powered by a data warehouse and in-memory data stores can deliver such capabilities. With Numerify's advanced analytical applications, IT managers gain the ability to answer new questions as they arise.

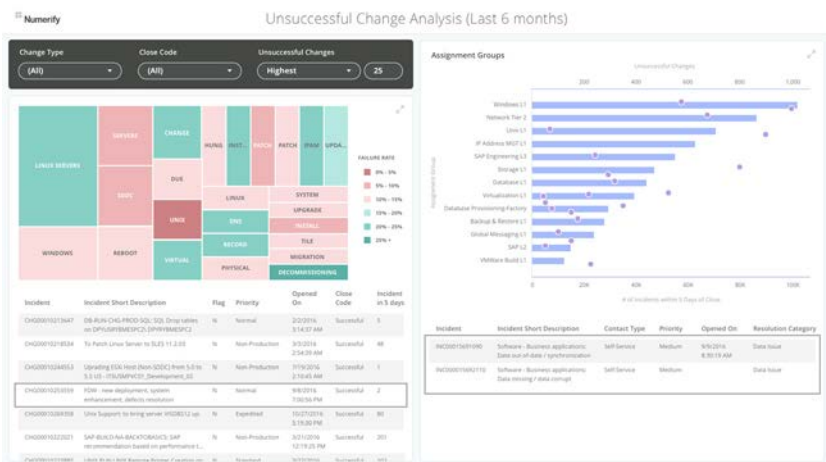
IT Service Analytics from Numerify

Numerify's IT Service application spans all major IT service and operations processes from incident and request management to changes and outages. Advanced analytics deliver key metrics for reassignments, request pipelines, agent workloads, and change and outage trends. Our pre-built application frees your developers from setting up KPIs and metrics or data extraction routines, saving your team significant time, effort, and IT resources.

Operations Analytics

You need a clear view of your applications across all major areas of IT operations. Numerify's operations analytics let you collect and audit incident data to pinpoint root cause and predict and prevent service blackouts. By drilling into outages and incidents, IT leaders can correlate service disruptions to revenue, customer issues, and larger business impacts.



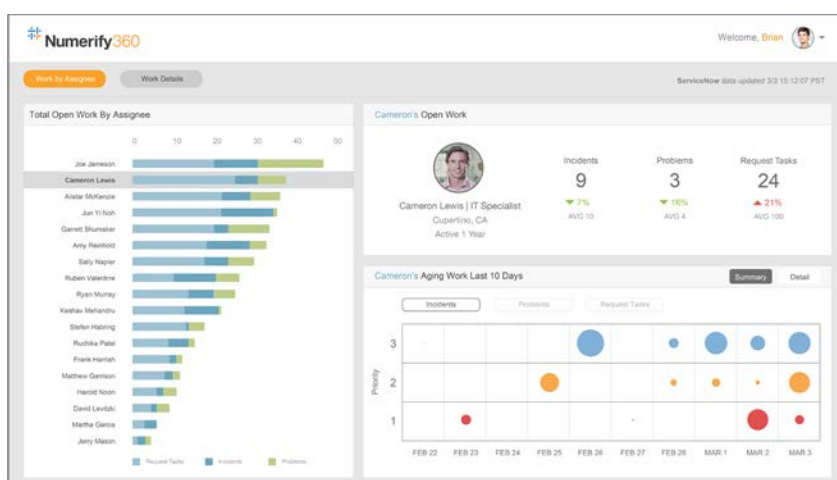


Change and Configuration Analytics

Our analytics ensure IT managers can drive change velocity while minimizing business disruptions. When failures do occur, Numerify offers detailed analyses of change and release data so users can track incidents and identify change trends. Our application also gives change owners visibility into compliance weaknesses and which modifications are responsible for service issues.

Service Analytics

With Numerify's analytics, you can analyze demand by volume, variety, and velocity to forecast service needs. Visual dashboards help users monitor workloads, reassignments, and inefficient processes so you can pinpoint and correct blockages. Our purpose-built application ensures IT leaders provide high-quality service without incurring high costs.



Unique Capabilities Enable Deep Insights

Best-in-class IT business models

Metrics and models built on industry standards such as ITIL, PMI, and DevOps methodology

Full-spectrum analytics

Access pre-built dashboards, self-service visual analytics, and predictive analytics

Comprehensive data coverage

Integrate service, asset, project, financial, and HR systems as well as APM and machine log data

Personalized playbook

Customizable and extensible to reflect your organization, your processes, and your priorities



The Benefits of a Powerful Platform



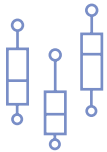
Cloud-based Data Warehouse

Fast time to value with a cloud-based data store, optimized for real-time queries without impacting operational tool performance.



Incorporate External Data

Load additional data from HR, Financials, and Call Center to get a 360° view of your IT operations and business.



Advanced Analytics

A true data warehouse stores historical data for time-series analysis combined with statistical functions and text analytics.



Secure Storage

Our data store is managed with SOC II compliant operations to ensure security. Role-based access limits who can view reports.

GET STARTED TODAY

For more information, visit www.numerify.com, subscribe to Numerify's newsletter, or visit our Resources Page.

Contact Numerify Sales at sales@numerify.com or call us at **(408) 822-9611**

ABOUT NUMERIFY

Numerify provides IT leaders with a unified system of intelligence for end-to-end visibility into their Plan-Build-Run activities. Data-driven leaders leverage Numerify to drive value across their people, processes, and projects.